


Booklet for Parents of Infants Starting School



Fáilte romhat agus roimh do pháiste.



Starting  
life  
of  
secure

he is facing the wider world of classroom and school. This may seem a big step for someone so small but most children manage it without any great fuss or stress - and in fact take to it like ducks to water.

school will be the first big change in the  
your child. Up to this he has felt safe and  
with you in the home and family but now

However, it is also a time when parents and teachers should take special care to ensure that the transition from home to school is as smooth as possible. If the child's first experience of school is one of happy involvement, a very good foundation will have been laid for fruitful school years ahead.

It is important too, particularly during the first year that parents understand what the aims of the school are, as many may be expecting too much in the way of academic achievement.

We know from experience that parents are very anxious to help in any way possible. We have, therefore, included some ideas for the home, which should stimulate the child's interest and nurture his desire to know more.

With these aims in mind we have put together this little booklet as a general guide for parents. It deals briefly with the period before your child comes to school and his introductory stage in Junior Infants.

We trust you will find it helpful and that your child will be happy and fulfilled with us.

## Getting Ready for Learning

**Children are**  
an eagerness to  
about others and  
but only when



**natural learners.** They have an inbuilt curiosity and  
'know more about everything – about themselves,  
about the world around them. And they learn fast –  
they are ready and their interest is aroused.

Because they come to us so young we must guard against putting pressure on them to learn what they are not yet ready for. Demanding too much too soon can switch a child off completely. At the same time we must cultivate readiness so that they can get moving as soon as possible.

The **rates of progress of children can vary greatly**. We try to give them an opportunity to move ahead at their own pace or as near to it as possible.





Our first year in school therefore, is mainly about settling in, relating to others, making friends, feeling happy and gradually getting used to the routine of the school. On the learning side the emphasis is on getting children ready for learning by –

- Developing their **oral language** and expression.
- **Sharpening their senses**, especially seeing, hearing and touching.
- Developing **physical co-ordination** especially of hand and fingers.
- Extending their **concentration span** and getting them to **listen attentively**.
- Learning through **play** – the most enjoyable and effective way.
- **Co-operating** with the teacher and other children.
- Performing **tasks by themselves**.
- **Working with others** and sharing with them.
- Teaching each child to **accept the general order**, which is necessary for the class to work well.

### Before Your Child Starts...

You should ensure that he is **as independent as possible** - physically, emotionally and socially. If he can look after himself in these areas he will feel secure and confident and settle in readily.

It would help greatly if he is able to-

- **Button and unbutton his coat** and hang it up.
- **Use the toilet without help** and manage pants buttons
- Also **encourage personal hygiene** and cleanliness. Your child should know how to flush the toilet and wash his hands,  without having to be told.
- Use his hanky when necessary.
- **Share** toys and playthings with  and “take turns”.
- **Tidy up** and put away his  playthings.
- Remain contentedly for a few hours in the home of a relation, friend or neighbour. If he had this experience, then separation from his  parents when he starts school will not cause him any great anxiety.

## Preparing for the 'Big Day'

The child's first day at school is a day in his life. **You can help to make it a really**



to remember for the rest of his life. **happy one for him.**

**Tell him about school** beforehand, as a happy place where there will be a big welcome for him and he will meet new friends.

casually, and talk about it as a

- **Don't use school or the teacher as a threat.** "If you behave like that for teacher she'll murder you" though said light-heartedly can make some children very apprehensive.
- A "Meet & Greet" afternoon is held in late June for all new Junior Infants so they can browse around and become familiar with their new environment.
- He will like to have **his new uniform and his new bag** when he begins. These help him identify more readily with the school and other children.
- Your child's books will be taken from him, the first day of school and the teacher will hold on to them until such time as they are needed. This minimises books getting lost. Please have your child warned of this fact; in case he thinks he will never see the books again. All books/copies must be marked with your child's name and all books must be covered. We operate a Book Rental Scheme and information about this will be distributed at our Open Day in June.

## The Big Day



### Coming in...

When you arrive at the classroom, **be as casual as you can.** He will meet the teacher and the other children and will be shown his chair.

Hopefully he will be absorbed in his new surroundings. So having assured him you will be back to collect him, wish him goodbye and **make your getaway without delay.**

### Packed Lunches

We encourage children to bring good healthy lunches to school. Our school has been awarded a certificate for its Healthy Lunch Policy. **Fizzy drinks, crisps, popcorn, chewing gum, sweets, winders and lollipops are not allowed.** We encourage all children to bring in a Healthy Lunch everyday such as:-sandwiches with meat or cheese filling, fruit, yoghurt, rice cakes, dried fruit and I'm sure you will all be able to add several foods to this list. **One** small treat is allowed on **Fridays only** (i.e. mini-bar,

bun etc.).All packaging and uneaten lunch must be brought home in child's lunchbox each day

A daily carton of milk is available at a price which is subsidized. You will receive a circular about this at the beginning of the year. Do not send drinks in glass bottles to school.

## Going Home

Be sure to **collect him on time**. Children can become very upset if they feel they are forgotten.

- Keep out of view until the children are released.
- If at any time the collecting routine has to be changed ensure you tell the child and the teacher.

## Handling the Upset Child

In spite of the best efforts of both teacher and parents a small number of children will still become upset. If your child happens to be one of them **don't panic**. Patience and perseverance can work wonders.



### A Word of Advice

- **Trust the teacher.** She is experienced and resourceful and is used to coping with all kinds of starting –off problems.
- **Try not to show any outward signs of your own distress.** Sometimes the parents are more upset than the child and are the main cause of his anxiety.
- When you have reassured him, leave as fast as possible. The teacher can distract and humour him more easily when you are not around.
- Check back discreetly in a short while. You will invariably find that calm has been restored.
- **You must be firm from the start.** Even if a child is upset you must insist that he stay for a short time—even ten minutes. He must never feel that he is winning the psychological battle of wills.

### School Routine:

- Assembling time is 8.40 – 9.00am. Teaching begins at 9.00a.m. To ease the child into the school routine we have a policy where Junior Infants go home for the first two weeks at 12.00p.m. After that they go home at 1.30p.m. Please make sure that your child is collected promptly at 1.30p.m. **Get him into the habit of being in good time for school from the beginning.** Mid-morning break: 10.45a.m. - 11.00a.m. Big break: 12.50 - 1.20.
- Children need plenty of rest after the effort and excitement of a day at school. You should ensure that he gets to bed early and has a good night's sleep.


- When he has settled in and hopefully, looks upon school as a “home from home” do continue to show interest in his daily adventures. Give him an ear if he wants to tell you things-but don’t pester him with questions.
- Mind that you take some of his “stories” with a pinch of salt.
- If his progress is slow do not compare him adversely with other children while he is listening. **Loss of self-esteem can be very damaging to him.**
- Be careful too about criticising his teacher in his presence. Remember that she is his mother figure while he is at school and for his own well being it is important that he has a good positive image of her.
- This last caution applies to his image of the school as well. **His school is always “the greatest”.**
- He is not going to be a model of perfection all the time-thankfully. You should try to have patience with his shortcomings and praise for his achievements.
- Children often “forget” or relay messages incorrectly, so **please, check your child’s bag each night for notes.**

You have received a book list outlining the books and other bits and pieces your child will need for the year. We would appreciate if the money for Art and Crafts and the money for photocopying were paid at the beginning of September.

## Some Important Areas of Early Learning

### Developing his Command of Spoken Language.

**It is important that the child's ability to talk is as advanced as possible.** It is through speech that he communicates his thoughts and feelings, his needs and desires, curiosity and wonder. If he cannot express these in words he will tend to remain silent and will often withdraw from the learning activity of the class. This can be the first sign of failure in the school system and must be remedied, if at all possible. That is why a lot of attention is given to language development in the first years of school.



#### **You Can Help....**

- Talk to your child naturally and casually about things of interest that you or he may be doing-at home, in the shop, in the car, etc. Remember that all the time he is absorbing the language they hear about them. It takes him a while to make it his own and to use it for his own needs.
- Try to make time to listen when he wants to tell you something that is important to him. But don't always make him the centre of attention.

Answer his genuine questions with patience and in an adequate way. Always nurture his sense of curiosity and wonder.

- Introduce him gently to the ideas of why? How? When? Where? If? etc. These demand more advanced language structures.
- He will have his own particular favourite stories that he never tires of hearing. Repeat them over and over again and gradually get him to tell them to you.

#### **First Steps in Reading**

Ability to read is the foundation for all future progress in our school system. However, learning to read is a gradual process and a lot of preparatory work must be done before a child is introduced to his first reader.

We very deliberately do not rush or get them ready for it over an extended period. Reading is something to be enjoyed. It should never start as a chore for the small child.



push children into reading. We never start

#### **You can Help..**

- Have attractive colourful books in the home.

- Read him a variety of stories from time to time. He will get to associate these wonderful tales with books and reading.

You must convey to him gradually that books are precious things. They must be minded and handled carefully and put away safely.

- Look at the pictures with him and talk to him about what they say.
- Read him nursery rhymes. He will learn them off his own bat. Don't try to push him.
- Above all, don't push him with his early reading. You may turn him against it for evermore.
- Remember that the teacher is the best judge of what rate of progress is best suited to each child.
- Sing the alphabet song with your child, so that he at least heard of the letters. If he knows what each one looks like, all the better.
- When in Junior Infants read class library books with children each evening.

## Understanding Maths

### First a Word of Warning

Maths for the small child has nothing to do with “sums” or figures or tables or adding and subtracting. These will all come much later. Maths is really part of the language he uses in understanding and talking about certain things in his daily experience e.g.

- He associates certain numbers with particular things – two hands, four wheels, five fingers etc.
- Counting – one, two, three, four, etc.
- Colours – black, white, red, green, etc.

Prepositions (telling position) and their opposites: over/under, before/after, inside/outside etc.

Matching/Sorting – objects of the same size/colour/texture/shape etc.

- Odd One Out – difference in size/colour etc.

Understanding of these concepts comes very quickly for some children. For others it takes a long time. Be patient. You cannot force Maths understanding on a child.

### But You Can Help...

- In the course of your ordinary daily routine in the home, in the shop, in the neighbourhood you should use suitable opportunities to casually introduce the maths vocabulary referred to above. E.g. How many cakes? The glass is full/empty. We turn left at the lights.
- The child gets to understand Maths best by handling and investigating and using real objects. This has been his natural method of learning since he was a baby. This at times can be a nuisance but if it allows him to do the learning himself the final result is well worth it.



## **Gaeilge**

All children enjoy learning another language besides their own language. They have no difficulty in picking it up because it fascinates them as another code of communication.

They are free of any hang-ups about Irish unless they become aware that the home attitude towards it is not

good. **So please be careful that anything you say does not give a negative attitude to your child.**

We would want his parents to give every encouragement and help to the small ones in their efforts to acquire Irish. If they learn new words in school encourage them to use them at home. Use little Irish phrases or words now and again. Children are delighted to find out that their parents are into their new code as well. If they must learn Irish, let them enjoy it and master it to the best of their ability.

## **Getting Ready For Writing**

Making letters on paper is not easy for the small child. He must learn to hold the pencil properly and make regular shapes. His hand and finger muscles are only gradually developing at this stage.

### **You Can Help...**

- He must develop the ability to get the hand and eye working together. This is very important. Get him manipulating toys like:
  - (a) Jigsaws, Lego, beads to thread etc
  - (b) Plasticine (Marla) to make his own shapes
  - (c) A colouring book and thick crayons
  - (d) Sheets of paper that he can cut up with a safe scissors

When he begins to use a pencil make sure that he holds it correctly at the start. It will be difficult to change him later.

- He may be making capital letters at home even before he comes to school. This is fine. But when he starts making lower case letters at school you should try to get him to discontinue the capitals and practise his new system whenever he feels like it. Consult the teacher about this.
- Don't discourage left-handedness. If that is his definite natural inclination, don't attempt to change him.

### **Other Areas of the Curriculum**

The child in juniors learns a lot through many other activities, which do not need any elaboration here. His general development is enhanced through Art & Craft, P.E., Music, Nature and of course through Religious Education.

In regard to the last area its moral and social aspects are covered right through the school day e.g. kindness to others, sharing with them, saying we are sorry, being aware of God through the beauty of nature etc.

The children learn their prayers and bible stories gradually. Again, as in the other areas we referred to already, the child will benefit from practising at home what he has learned at school. He can then make his own contribution to the usual family prayers.

**Social skills** are very important. We encourage good manners at all times, please/thank you, addressing teachers properly, being courteous to fellow students and teachers. It is important to ask your child whom he played with at school and to ensure he isn't alone, also encourage mixing rather than being dependent on one friend only. **Rough behaviour is totally discouraged in the playground.** You will find a list of school rules and policies in the enclosed School Booklet for Parents.

## Parting Thoughts



Bit by bit the child will get used to the general discipline of the classroom. He will get to understand very quickly that in certain important matters an instruction from the teacher must be obeyed promptly and without question.

### Teacher and Parent

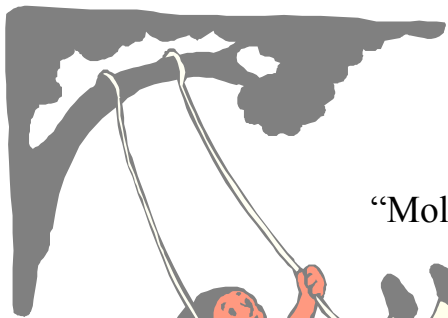
At the early stages some parents meet the teacher almost daily and this is a very desirable thing. However, if there is something in particular that you would like to discuss you can arrange to meet her at a time when you both can have a little peace and quiet. We recommend that you make an appointment with the secretary to meet your child's teacher after class time i.e. 1.30pm or later.

### Easy Does It

There are lots of ideas and suggestions in this little book as to how you can help your child. **We are not advocating that you do ALL of these with him in a systematic way.** But if you find from time to time that he enjoys a fun approach to certain aspects of learning then we would say – give it a go – but remember **don't overdo it.**

## Our Hope

We are offering this Guide to Parents as a little practical help in dealing with the education of their children at the very early stages. We will be very happy if you dip into it from time to time and find something in it of value to you and your child.



“Mol an óige, agus tiocfaidh sí”